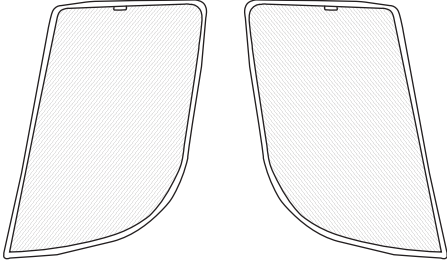


RAM PROMASTER


FRONT DOOR BUG SCREENS

What's Included:



2x Ram Promaster Front Door Bug Screens

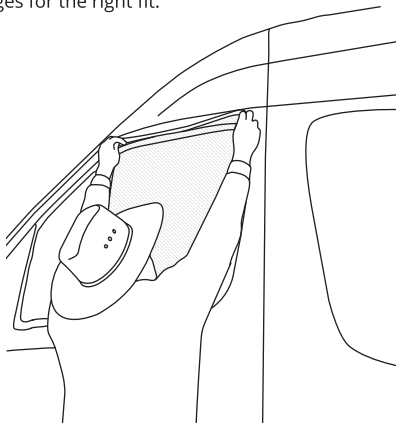
1. The Front Door Bug Screens are installed on the outside of your van door.



2. Starting on the driver side door, orient your bug screen so that "Left Side" tag is facing outwards and the VanEssential tag is facing outwards and in line with the door handle. The sharp edge corner of the bug screen should be located down by the door mirror.



3. Place bug screen on the van door creating a sealed barrier. You may need to stretch the bug screen out and adjust the edges for the right fit.



4. Repeat steps 1-3 on the passenger side and enjoy a pest-free van experience!

